




DTF PRINTco.

TRANSFER INSTRUCTIONS

		
300°F	<u>10 sec.</u> 5 sec.	7 firm pressure

1 Design will be printed as a mirror image with white ink on surface.



2 Place garment on heat press and direct to film transfer onto garment with image (right reading) facing up.



3 Press with firm pressure at 300°F for 10 seconds.

4 Hot peel the film unless the film is glossy then remove from press and warm peel

5 Peel film from garment



6 Place garment on heat press, cover with parchment paper or Teflon and press for 5 seconds

